

CI/SfB
(31.5) Xh 4

FEATURING

- PIVOT DOOR
- SLIDING DOOR
- REBATED HINGE DOOR
- SPECIFICATION SUMMARY
- ANTI FINGER TRAP

COMMERCIAL

DOORS

CD



Commercial Door

The CD commercial door, the market leader in its field, has been successfully designed to meet the requirements being specified in the ground floor treatment of commercial building contracts.

Features

- A variety of door-stiles, top and bottom rails and midrails are offered to meet individual design requirements. Also available is a range of door thresholds including a rebated threshold for open out doors and a rebated ramp threshold for open in doors.
- Double polypropylene pile on all four sides of the door for improved weather performance.
- A unique threshold drains rain water to the exterior of the building.
- Flush threshold is ideal for disabled access, sheltered housing etc.
- A range of design handles, single and three point locking mechanisms, closers and emergency exit devices are available.
- It is recommended that door stops are provided to minimise strain on components.

Security

Integral extruded rebate to prevent removal of the glass from the outside. Three point locking system. Armour strikes can be incorporated in to the slave leaf and double doors or into the frame on single doors.

Safety

Two Anti finger trap options:

- 1) Comprising a bulb ended stile and double weatherpile interlock, permitting a maximum gap of 5mm.
- 2) Modified PVC extruded finger guard with double weatherpile to maintain all round weather performance.

Compatibility

Fully compatible with Technal's range of curtain walling and ground floor treatment systems with the option of an automatic operation using the anti finger trap stile.

Construction

Two methods of construction:

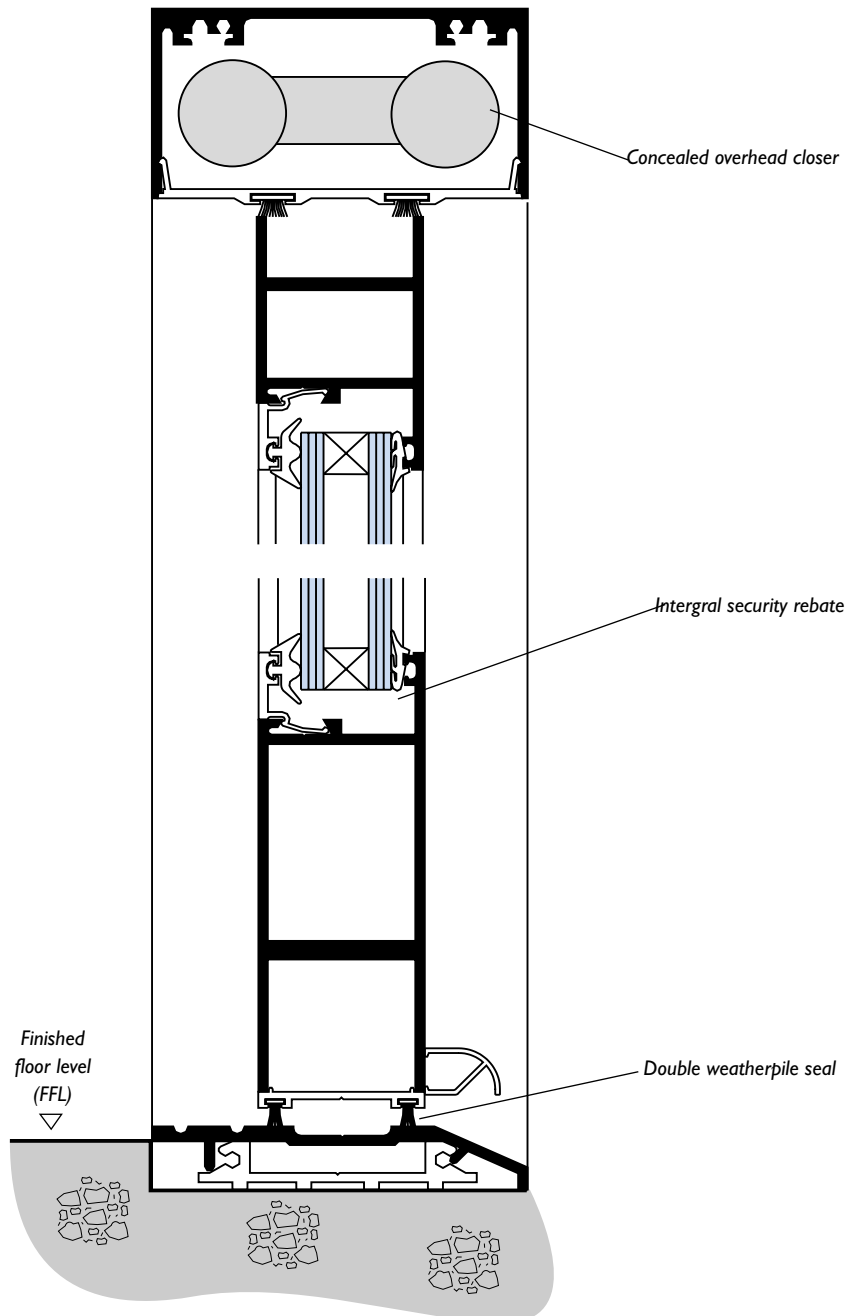
- 1) Assembled using corner cleats and tie rods.
- 2) Welded construction using special aluminium cleats.

Glazing Specification

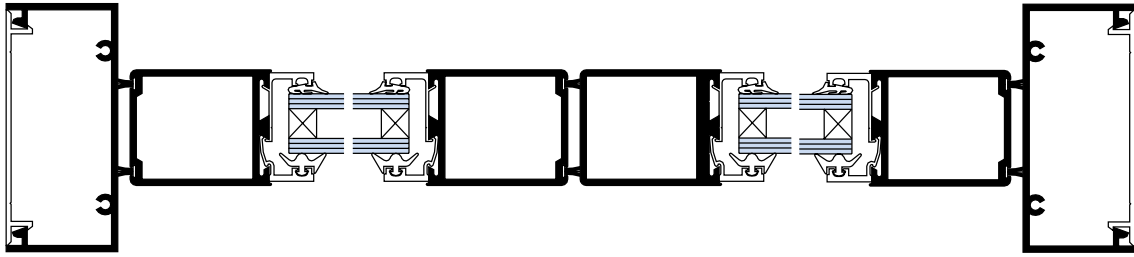
Glazed to BS6262, the CD door can accommodate glazing panels between 6 and 24mm.



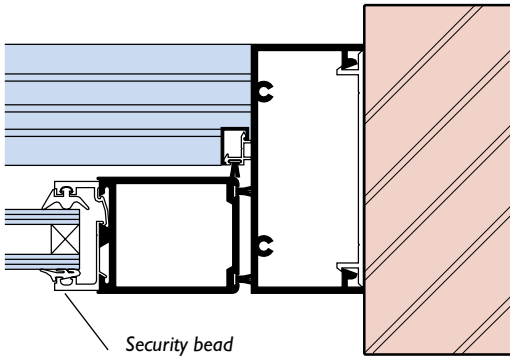
Location: Beacon Bingo, Cricklewood Architect: John Sisk & Sons Fabricator: Fox Aluminium Services.



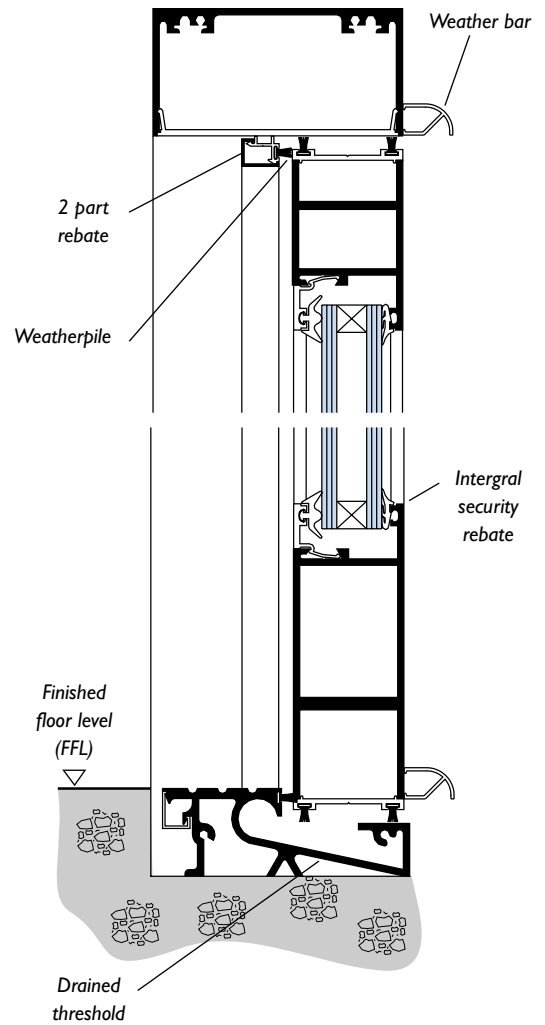
Vertical cross section through double pivot doors. (Scale 1:2)



Horizontal cross section through double pivot doors. (Scale 1:3)



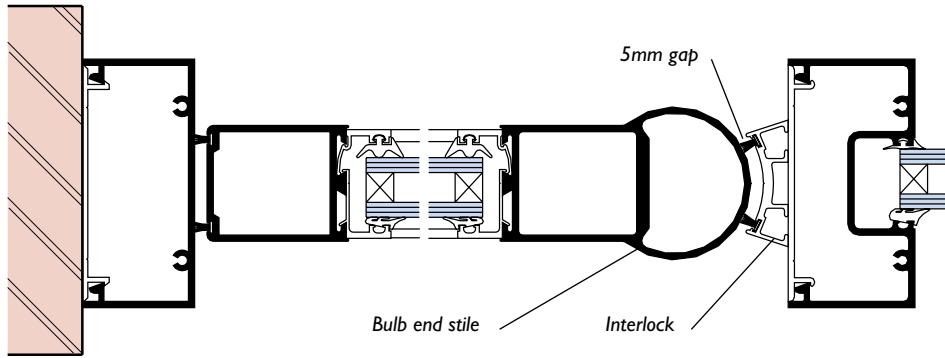
Horizontal cross section through rebated door jamb. (Scale 1:3)



Double ramp rebated threshold is also available. VED 044.

Vertical cross section through rebated hinge door. (Scale 1:3)





Pivot door featuring anti-finger-trap stile. (Scale 1:3)



Location: Longhirst Hall, Morpeth Architect: MPC Partnership Fabricated by: Solaglas Architectural Systems, Sunderland

Weather Performance

Tested in accordance with BS6375 Part 1 1989.

Pivoted Doors

(Double Action)

*Air Permeability	Pass grade C
*Water Tightness	Pass 150 Pa
*Wind Resistance	Pass 1600 Pa

Rebated Doors

*Air Permeability	Pass grade C
*Water Tightness	Pass 750 Pa
*Wind Resistance	Pass 1200 Pa

Sliding Door

(3 pane, 2 sliding, manual operation)

*Air Permeability	Pass grade B
*Water Tightness	Pass 300 Pa
*Wind Resistance	Pass 1200 Pa

Test results available upon request

Typical Sizes

	Length	Height	Weight
Pivot	1100*	2300*	-
Hinge	1100*	2700*	-
Sliding	3000	3000	180kg

Notes

* Where greater widths are required to suit disabled access or emergency exits please contact our Technical Department.

• Including midrail.

▲ Using three hinges.



Location: Sheffield City Airport Architect: DBS Architects Fabricator: Solaglas

Sliding Commercial Door

Complementing the CD door is the sliding commercial door. Designed to meet the requirements of specifiers it is ideal for car showrooms, airports and shopping complexes.

Features

- The sliding door can operate in a bi-parting mode on a common track or in a passing mode using multiple tracks permitting numerous design configurations.
- Double polypropylene pile around all four sides. Can be provided with a flush fitting drained threshold.
- Glide block keeps the central panels in the head ensuring silent and smooth operation.
- Sliding doors are set on steel wheels, running on individual brass tracks.

Security

The all weathered interlock between the sliding door and the surround reduces the possibility of forced entry. Three point locking system comprising a hook lock and shoot bolts. Integral glazing rebate prevents removal of the glass from the outside.

Safety

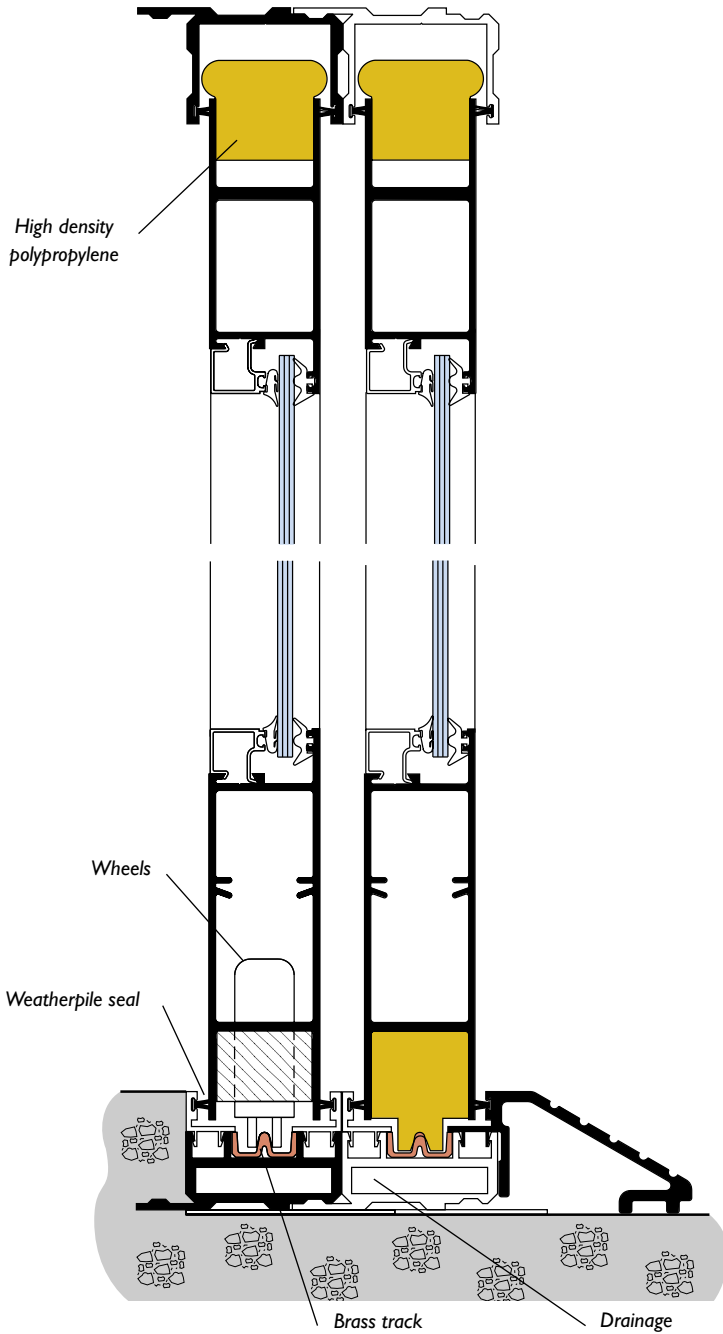
For panic opening in automatic doors, a special stile has been designed to allow the doors to hinge outwards for emergency exit.

Construction

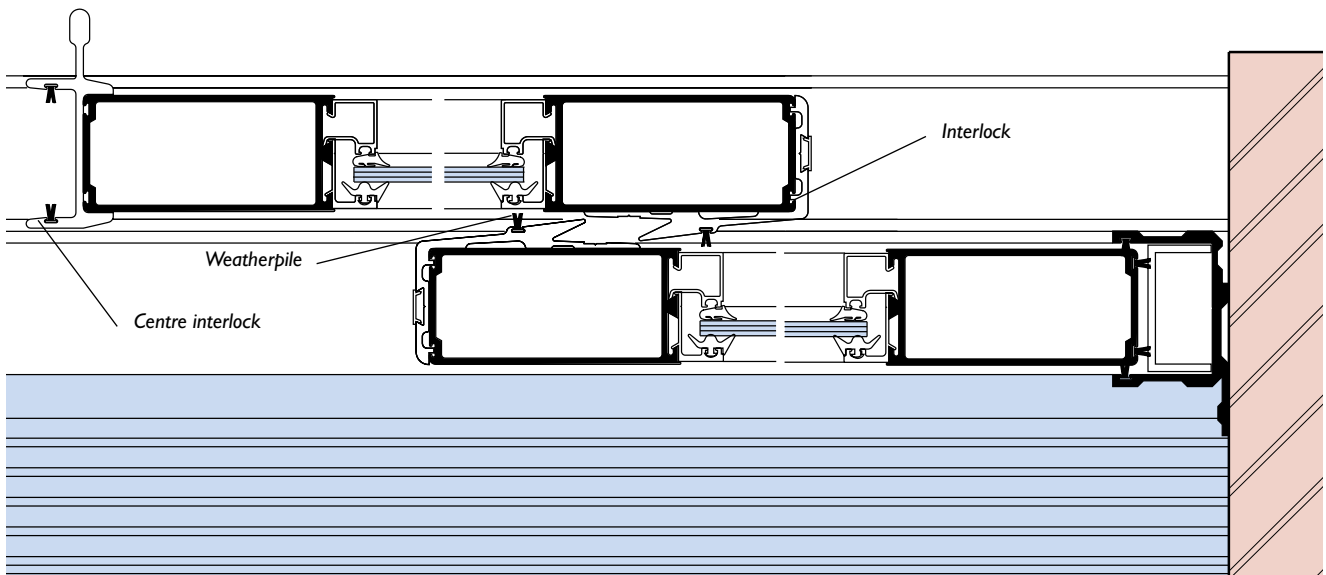
The door leaves are constructed using the same method as the commercial door and are then inserted into the sliding door system framework.

Glazing

Glazed to BS6262, the sliding commercial door can accommodate glazing or panels between 6 and 24mm.



(Scale 1:3)



(Scale 1:3)

CD Specification Summary

The CD commercial and sliding door offer the specifier a high performance door system capable of meeting the requirements of commercial building contracts. Weather performance, safety and security are the benefits of the special design features incorporated in this system.

Materials

- Aluminium profiles are extruded from aluminium alloy 6063 T6 to BS1474.
- Screws and components shall be either stainless steel, cadmium plated steel or other corrosion resistant materials.
- Glazing materials shall be Technal's custom designed nitrile gaskets.

Finish

- Polyester powder coated in a full range of colours to BS6496 1984.
- Anodised to natural self colour and also in a full range of Anolok colours to BS1615 1987 and BS3987 1974.

Authorities

- BS EN ISO9001 1994:** Technal is listed on the Lloyds' register of quality service, certificate number 900377.
- BS1474 1987:** Wrought aluminium alloys for general engineering purposes.
- BS4873 1986:** Specification for aluminum alloy windows.
- BS6375 Part 1 1989:** Classification for weather tightness.
- BS6262 1982:** Code of practice for glazing for buildings.
- BS6496 1984:** Specification for powder organic coatings to aluminium alloys for external architectural purposes.
- BS1615 1987:** Method of specifying anodic oxidation coatings on aluminium and its alloys.
- BS5810 1979:** Code of Practice for access for the disabled to buildings.
- BS3987 1991:** Specification for anodic oxide coatings for external architectural purposes.

Technical Support

The Technical Department within Technal is fully equipped with the latest CAD systems and is able to provide specialist advice and technical information on the whole range of Technal products. We are also willing to discuss the production of new or modified products to meet specific project requirements.

Installation

Installation shall be performed by a suitable Technal fabricator in accordance with recognised trade standards and to approved design drawings.



HBS Centre, Silkwood Park, Wakefield WF5 9TG Tel: +44 (0) 1924 232323 Fax: +44 (0) 1924 232300 www.technal.co.uk
Unit J Loddon Centre, Wade Road, Basingstoke RG24 8FL Tel: +44 (0) 1256 724900 Fax: +44 (0) 1256 724949 www.technal.co.uk
Tougher Business Park, Ladytown, Naas, Co. Kildare Tel: +353 (0) 45 449335 Fax: +353 (0) 45 449336 www.technal.ie

Hydro Building Systems Limited, Registered in England No. 1420752
Registered Office: HBS Centre, Silkwood Park, Wakefield WF5 9TG



Location: Hawkstone Park Golf Course
Architect: The Sir Basil Spence Partnership (now known as Blee Eitwein Bridges)
Fabricator: Armston Ltd, Newcastle



Location: Trimoco, Wetherby
Architect: Michael Jones Associates
Fabricator: Stylelife Windows



Location: Guernsey Airport
Architect: Patrick Reade, States Architect
Fabricator: Window Design Ltd

Front Cover:
Location: Nissan Headquarters, Dublin
Architect: James Cummins & Associates
Fabricator: Ultraframe

Technal is an operating division of Hydro Building Systems, one of the European market leaders in aluminium architectural systems.

Technal's continuous development policy may result in product modifications. Consequently, Technal reserves the right to vary the products and their specifications shown in this literature without notice.



0900377